



# Inclusive $J/\psi$ production

B. Chargeishvili <sup>1</sup>, T. Djobava <sup>1</sup>, V. Kartvelishvili <sup>2</sup>, T. Zakareishvili <sup>1</sup>

1. High Energy Physics Institute of Tbilisi State University

2. Lancaster University

31.03.2021

The author was funded by the grants # DI-18-293, and #04/48 through Shota Rustaveli National Science Foundation

# Introduction

- Analysis already done - “*Measurement of the production cross-section of  $J/\psi$  and  $\psi(2S)$  mesons at high transverse momentum in  $pp$  collisions at  $\sqrt{s}=13\text{TeV}$  with the ATLAS detector*”\*, main analyzer - Bakar Chargeishvili.
  - $J/\psi$  and  $\psi(2S)$  cross-sections were measured;
  - Prompt and non-prompt contributions were separated;
  - Analysis was performed in high- $p_T$  bins, starting from 60 GeV reaching 360 GeV region for  $J/\psi$ .
- We continue to study inclusive onia production at lower  $p_T$  range ( $8 < p_T < 60$  GeV).
- Low  $p_T$  dimuon trigger is used: HLT\_2mu4\_bJpsimumu\_noL2

\* CONF Note approved in Autumn, 2019: <https://cds.cern.ch/record/2693955>

# Inclusive $J/\psi$ production studies at low $p_T$

- Used data: 2015 13 TeV data samples;
- Trigger: HLT\_2mu4\_bJpsimumu\_noL2 (available unrescaled for 2015 data);
  - Integrated Luminosity about  $2.6 \text{ fb}^{-1}$ , but can reach the lowest  $J/\psi$   $p_T$ ;
  - Sample extends up to  $\sim 150 \text{ GeV}$ , but with low statistics;
- Acceptance cut: ( $p_{T1} > 4$  &&  $p_{T2} > 4$ );
- Use unweighted events for yield determination, with average per-bin efficiency and acceptance corrections applied at the next step.

# Fit function modification

The fit model is described by a sum of the following terms:

$$PDF(m, \tau) = \sum_{i=1}^7 \kappa_i f_i(m) \cdot (h_i(\tau) \otimes R(\tau)) \cdot C_i(m, \tau). \quad (4)$$

where  $m$  is the dimuon invariant mass, while  $\tau$  is the pseudo-proper lifetime of the dimuon.  $R(\tau)$  in eq. (4) is the function describing the experimental resolution in pseudo-proper lifetime. It is parameterised as a weighted sum of three Gaussians, with  $\sigma_2 = 2\sigma_1$  and  $\sigma_3 = 3\sigma_1$ , where the relative weights and  $\sigma_1$  are free parameters.

i	Type	P/NP	$f_i(m)$	$h_i(\tau)$	$C_i(m, \tau)$
1	$J/\psi$	P	$\omega G_1(m) + (1 - \omega)CB_1(m)$	$\delta(\tau)$	$BV(m, \tau, \rho)$
2	$J/\psi$	NP	$\omega G_1(m) + (1 - \omega)CB_1(m)$	$E_1(\tau)$	1
3	$\psi(2S)$	P	$\omega G_2(m) + (1 - \omega)CB_2(m)$	$\delta(\tau)$	1
4	$\psi(2S)$	NP	$\omega G_2(m) + (1 - \omega)CB_2(m)$	$E_2(\tau)$	1
5	Bkg	P	$B$	$\delta(\tau)$	1
6	Bkg	NP	$E_4(m)$	$E_5(\tau)$	1
7	Bkg	NP	$E_6(m)$	$E_7( \tau )$	1

Notation	Function
$G$	Gaussian
$CB$	Crystal Ball
$E$	Exponential
$B$	Bernstein polynomials
$BV$	Correlation term of the bivariate Gaussian dist.

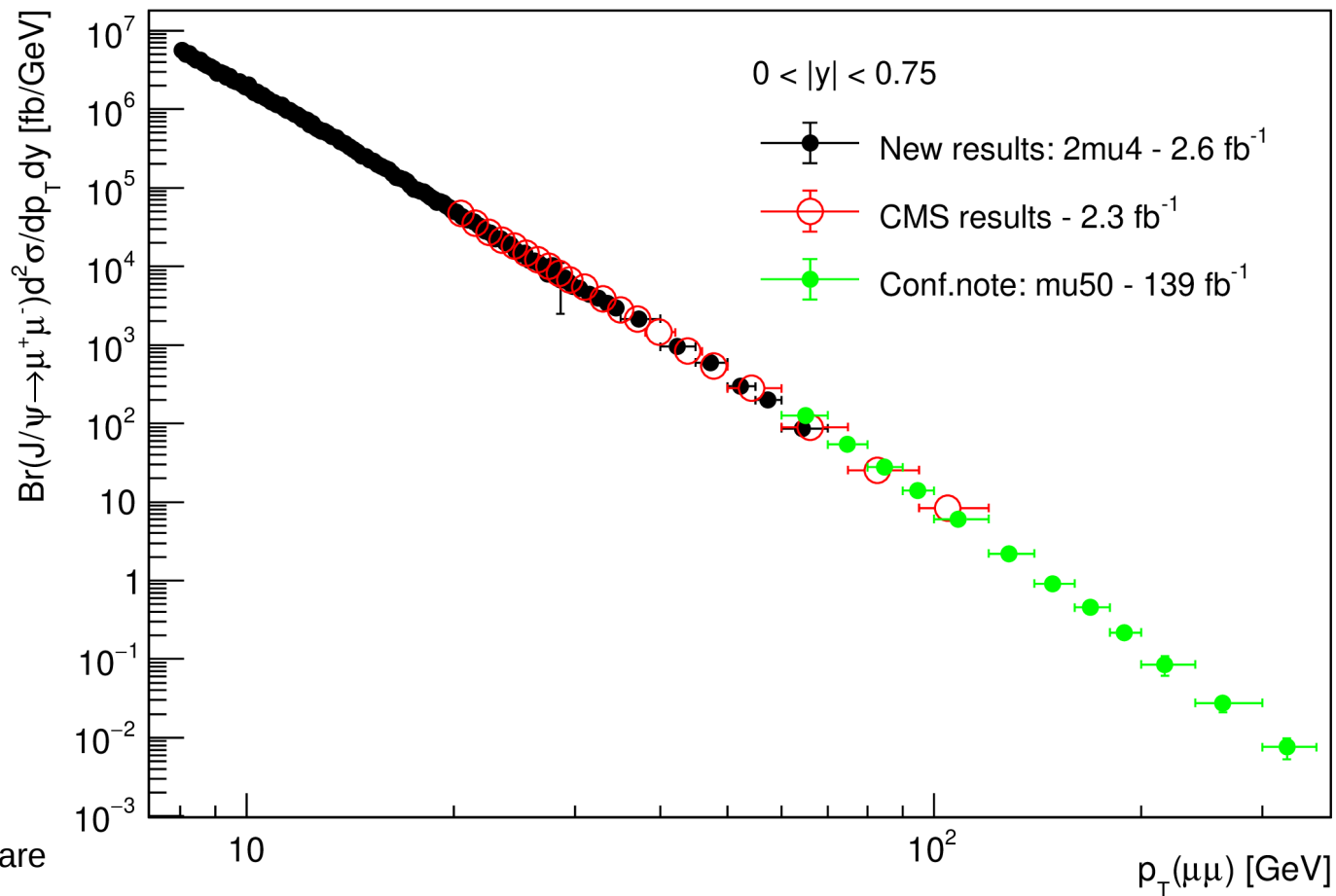
$\omega * CB_1(S_1 * \sigma_1) + (1 - \omega) * G_2(S_2 * \sigma_1)$   
 $\omega$  and  $S_2$  are fit parameters - determined using MC fits

$\omega * E(\tau_1) + (1 - \omega) * E(A * \tau_1)$   
 $A$  - free fit parameter

Table 1: Parameterisation of the fit model. Notation is explained in the text and in the table on the right.

- Fit yields are corrected with acceptance, trigger efficiency and reconstruction weights.

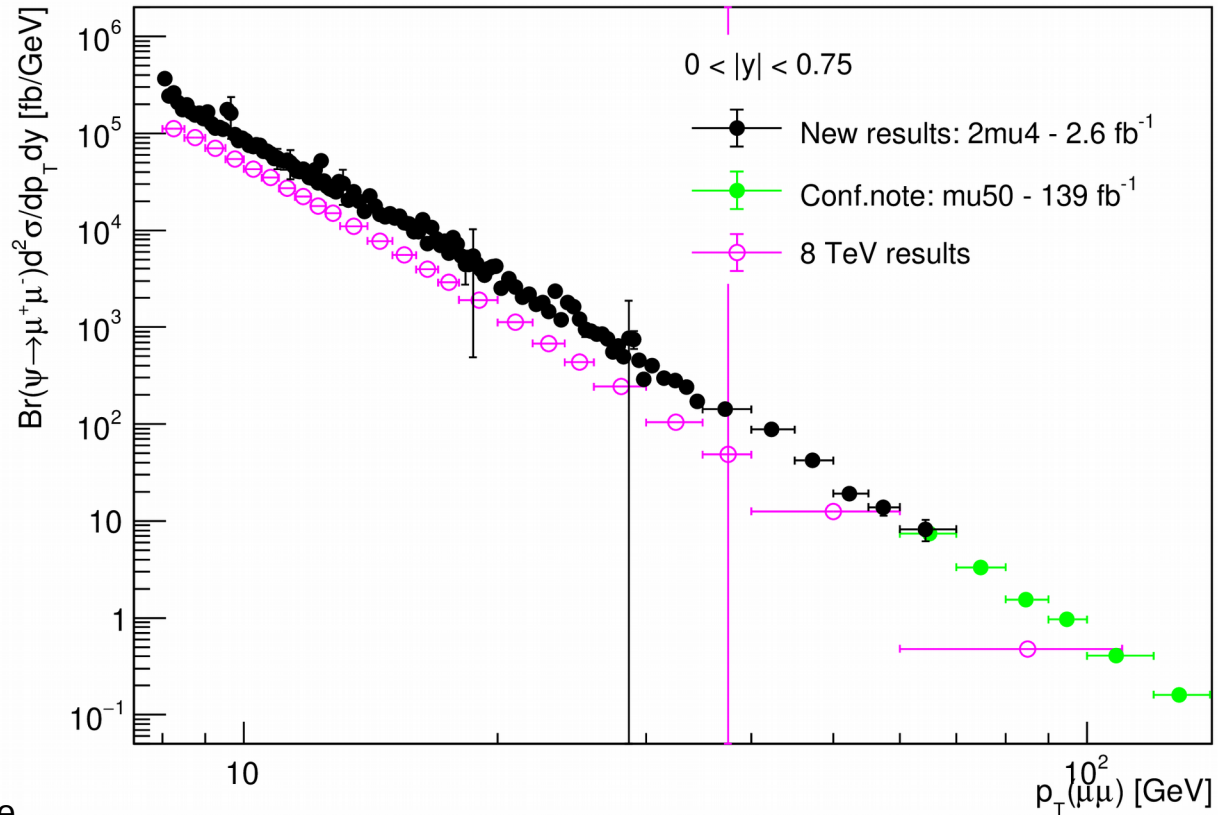
# Prompt $J/\psi$ cross-section



Systematic errors are not displayed yet!

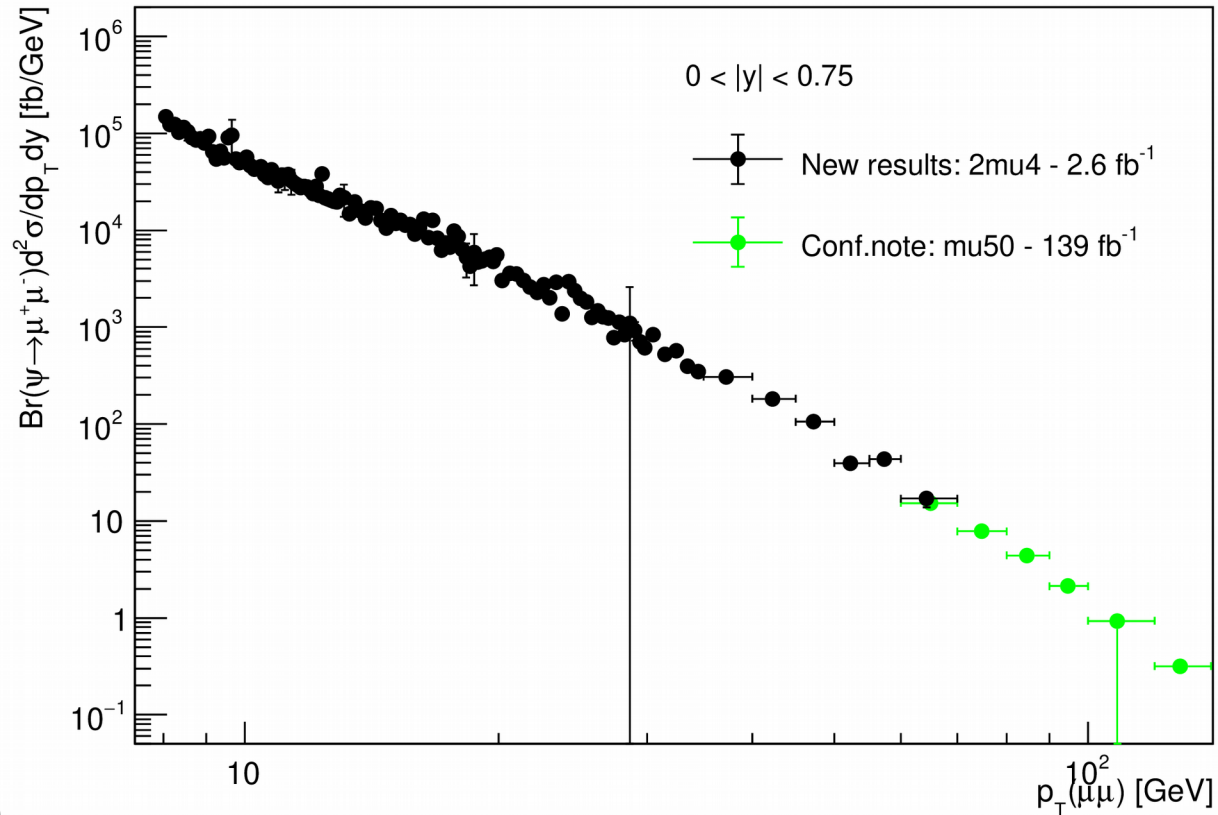


# Prompt $\psi(2S)$ cross-section



Systematic errors are not displayed yet!

# Non-prompt $\psi(2S)$ cross-section



Systematic errors are not displayed yet!



## Next few steps:

- Fits need attention in the region of  $\psi(2S)$ ;
- Determine the trigger and reconstruction efficiency weights for  $\psi(2S)$ ;
- Study other rapidity bins, systematics etc.

Thank you!

# Backup

# Fit function

In order to take into account possible correlations between mass  $m$  and lifetime  $\tau$  of a dimuon, in eq. 4 in the term with  $i = 1$ , the simple product of two Gaussians is replaced by a bivariate normal distribution (BVN), defined as:

$$BVN(m, \tau) = \text{Const} * \exp \left[ \frac{1}{2(1 - \rho^2)} \left( \frac{(m - \mu_m)^2}{\sigma_m^2} - \frac{2\rho(m - \mu_m)(\tau - \mu_\tau)}{\sigma_m\sigma_\tau} + \frac{(\tau - \mu_\tau)^2}{\sigma_\tau^2} \right) \right] \quad (5)$$

where  $\rho$  is the correlation coefficient between  $m$  and  $\tau$ .

# BPHY1 MC

- Lower  $p_T$  range has much higher statistics, and more complex lineshapes.
- Allows moving to narrower binning, but additional shapes in the fit model still necessary.
- Too many parameters make fits unstable In order to fine-tune signal shapes, same fits were applied to signal-only MC distributions (mix of pp and bb)
- Aim to fix some parameters once fits move to data, with parameter varied at systematics stage

**MC:  $bb \rightarrow J/\psi \rightarrow \mu\mu$**  DAODs used:

1. mc16\_13TeV.300203.Pythia8BPhotospp\_A14\_CTEQ6L1\_bb\_Jpsimu3p5mu3p5.deriv.DAOD\_BPHY1.e4889\_a875\_r9364\_p3648

**MC:  $pp \rightarrow J/\psi \rightarrow \mu\mu$**  DAODs used:

1. mc16\_13TeV.300013.Pythia8B\_A14\_CTEQ6L1\_pp\_Jpsimu3p5mu3p5.deriv.DAOD\_BPHY1.e7703\_a875\_r9364\_p4277
2. mc16\_13TeV.300000.Pythia8BPhotospp\_A14\_CTEQ6L1\_pp\_Jpsimu2p5mu2p5.deriv.DAOD\_BPHY1.e3989\_s3126\_r9364\_p4277

Description of MC produced ( $pp \rightarrow J/\psi$ ):

- Derivation format: BPHY1
- AthDerivation cache used: 21.2.105.0
- Production: unskimmed production